



Smart Technology. Delivered.

CFS60383P

600-960 MHz/1350-1550/1690-3800 MHz Low Profile / Low PIM Ceiling Mount Antenna



Patent Pending CFS60383P

MULTI-BAND LOW PIM CEILING MOUNTED OMNIDIRECTIONAL ANTENNA

The CFS60383P is a Low PIM indoor wideband omnidirectional low profile ceiling mount antenna. It is designed to provide pattern coverage that is optimized for indoor coverage requirements at 600-960 MHz, and 1690-3800 MHz for the GSM, DCS, UMTS, AWS-3 and LTE/WiMAX frequency bands. The CFS69383P is applicable for environments where aesthetics and wide angle coverage are necessary for successful wireless deployment. The surprisingly small size and extreme low profile enables maximum mounting flexibility while maintaining desired in-building aesthetics.

FEATURES

- Low profile aesthetically neutral housing
- Mounts directly and easily to ceiling tile
- Performance optimized using Laird proprietary RF optimization tools
- Supports AWS-3 Frequency Band

APPLICATIONS

- Small Cells
- Meeting Rooms
- Offices
- Hotels
- Museums
- iDAS
- Libraries
- Retail Malls
- Bus Terminals & Train Stations
- Other In-Building Areas

PARAMETER	SPECIFICATIONS										
Model	CFS60383P										
Frequency Bands, MHz	600-698	698-806	824-894	880-960	1350-1550	1690-1880	1850-1990	1910-2170	2300-2500	2500-2700	3300-3800
Peak Gain, dBi (Typ)	2.9	3.3	3.5	4.6	4.1	3.9	3.8	4.6	5.9	6.8	4.1
Peak Gain, dBi (Max)	3.5	3.6	3.6	5.4	5.2	4.4	4.1	5.3	6.5	7.1	4.4
VSWR, Typ	<1.8:1	<1.5:1	<1.6:1	<1.6:1	<1.7:1	<1.8:1	<1.4:1	<1.4:1	<1.5:1	<1.4:1	<1.7:1
VSWR, Max	<1.8:1	<1.8:1	<1.8:1	<1.8:1	<1.8:1	<1.8:1	<1.8:1	<1.8:1	<1.8:1	<1.8:1	<2.0:1
PIM, 3rd Order, 2x20 W (Typ)	<-156 dBc				<-157 dBc						
PIM, 3rd Order, 2x20 W (Max)	<-150 dBc				<-150 dBc						
Nominal Impedance	50Ω										
Polarization	Linear										
Azimuth 3 dB Beamwidth	360°										
Max Power (Ambient 25°C)	50 Watts										
Antenna Dimension (H x Dia)	180.3 x 117.2 x 7.6 mm (7.1" x 4.6" x 0.3")										
Weight (w/o mounting kit)	197 g/0.44 lbs (181 g/0.4 lbs)										
Antenna Color	White										
Radome	PC , UL94-V0 Material										
Operating Temperature	-30°C to +70°C										
Storage Temperature	-40°C to +85°C										
Material Substance Compliance	RoHS										

CONFIGURATION

PART NUMBER	CABLE LENGTH	CONNECTOR
CFS60383P-30NF	30 cm (12")	Type N- female
CFS60383P-30D43F	30 cm (12")	4.3-10 DIN female

Laird warrants to the original end user customer of its products that its products are free from defects in material and workmanship. Subject to conditions and limitations Laird will, at its option, either repair or replace any part of its products that prove defective by reason of improper workmanship or materials. This limited warranty is in force for the useful lifetime of the original end product into which the Laird product is installed. Useful lifetime of the original end product may vary but is not to exceed five (5) years from the original date of the end product purchase.



Americas: +1.847.839.6925
IAS-AmericasSales@lairdtech.com

Europe: +44.1628.858941
IAS-EUSales@lairdtech.com

Asia:
IAS-AsiaSales@lairdtech.com

Middle East & Africa: +44.1628.858941

IAS-MEASales@lairdtech.com

www.lairdtech.com



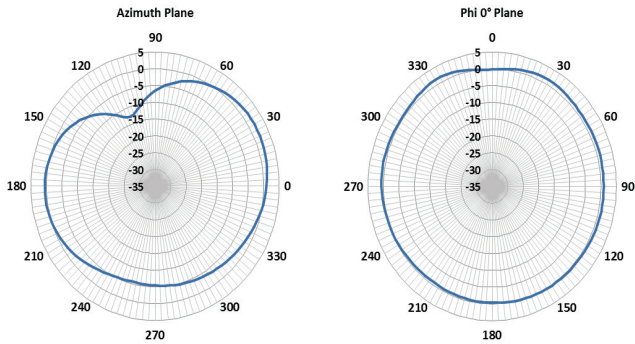
Smart Technology. Delivered.

CFS60383P

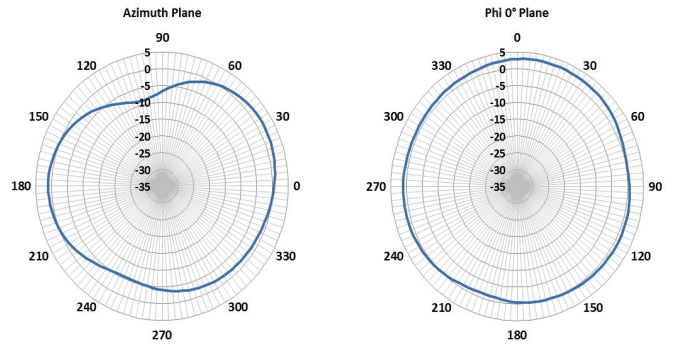
698-960 MHz/1695-3800 MHz
Low Profile / Low PIM Ceiling Mount Antenna

RADIATION PATTERNS

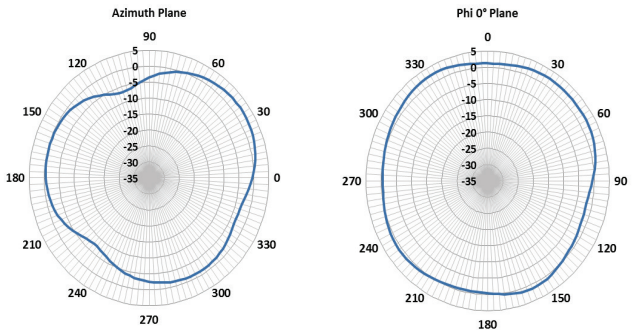
600 MHz



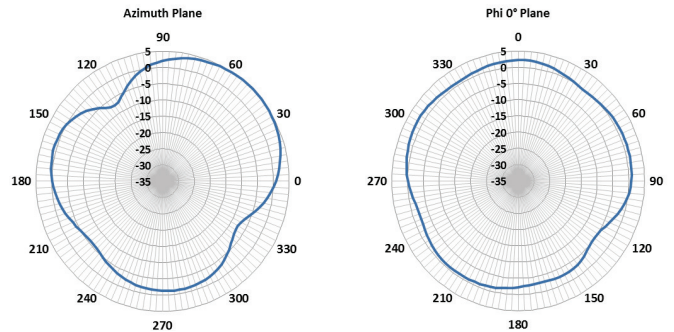
698 MHz



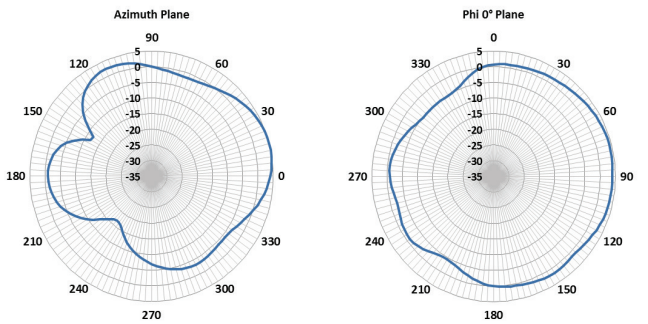
850 MHz



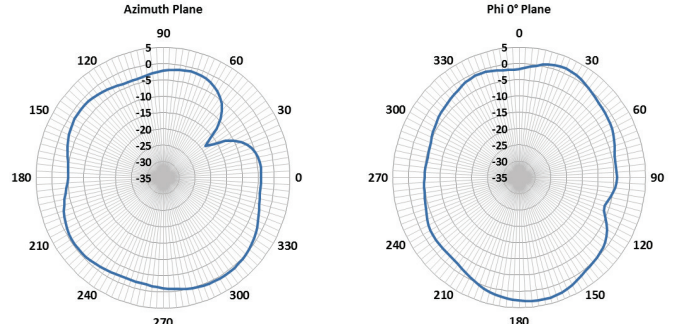
960 MHz



1350 MHz



1690 MHz





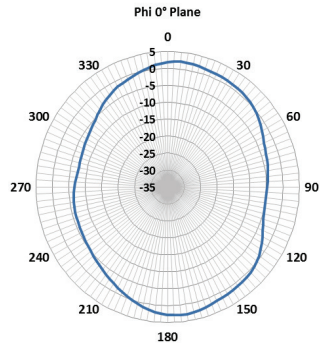
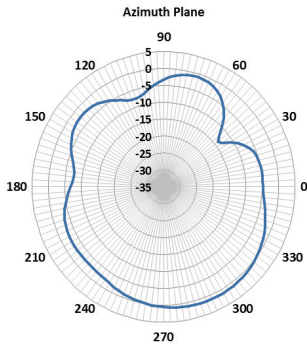
Smart Technology. Delivered.

CFS60383P

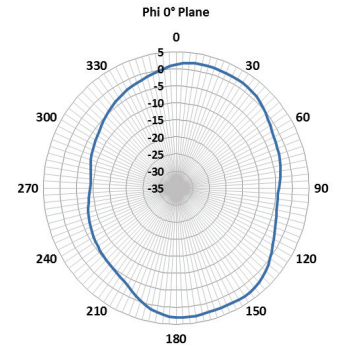
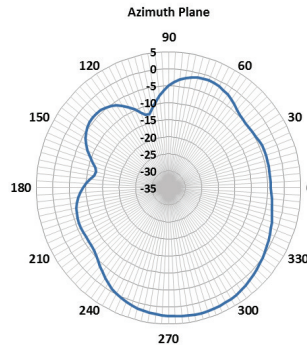
698-960 MHz/1695-3800 MHz
Low Profile / Low PIM Ceiling Mount Antenna

RADIATION PATTERNS

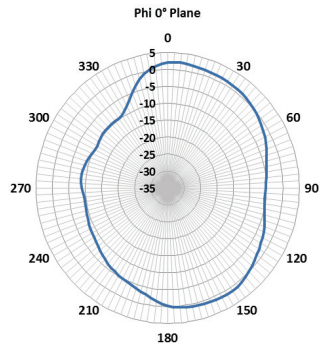
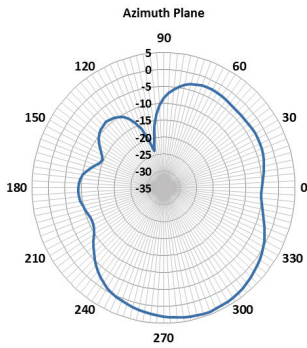
1850 MHz



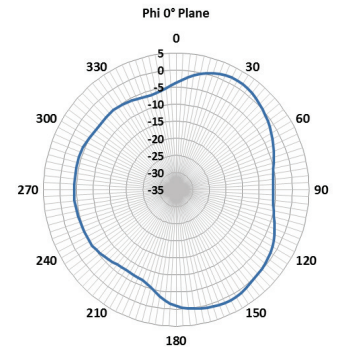
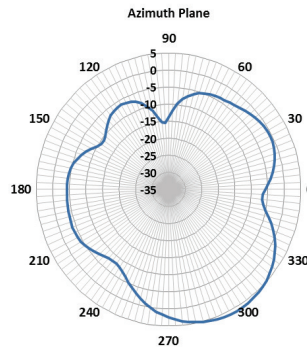
1990 MHz



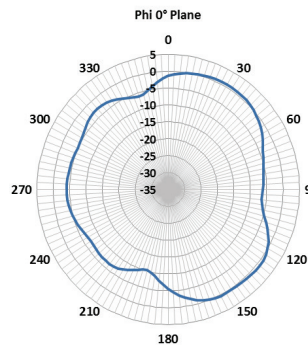
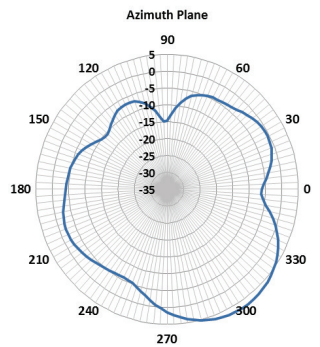
2170 MHz



2500 MHz



2700 MHz





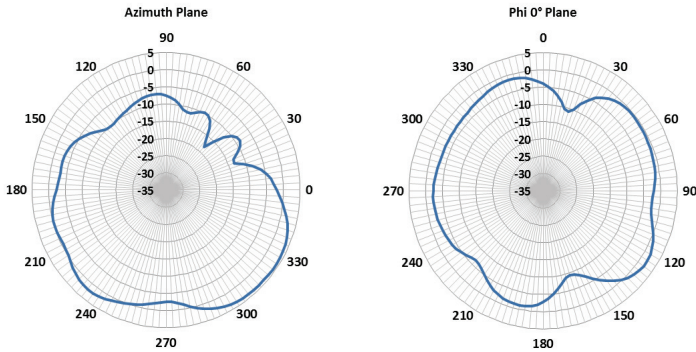
Smart Technology. Delivered.

CFS60383P

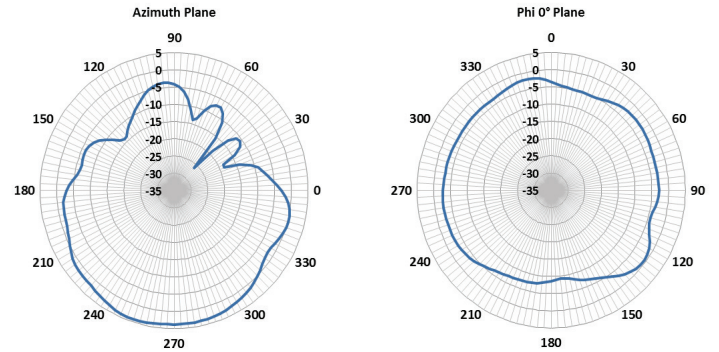
698-960 MHz/1695-3800 MHz Low Profile / Low PIM Ceiling Mount Antenna

RADIATION PATTERNS

3300 MHz



3800 MHz



ANT-DS-CFS60383P 1016

Any information furnished by Laird Inc. and its agents is believed to be accurate and reliable. All specifications are subject to change without notice. Responsibility for the use and application of Laird materials rests with the end user, since Laird and its agents cannot be aware of all potential uses. Laird makes no warranties as to the fitness, merchantability or suitability of any Laird materials or products for any specific or general uses. Laird shall not be liable for incidental or consequential damages of any kind. All Laird products are sold pursuant to the Laird Terms and Conditions of sale in effect from time to time, a copy of which will be furnished upon request. © Copyright 2016 Laird Inc. All Rights Reserved. Laird, Laird Technologies, the Laird Logo, and other marks are trade marks or registered trade marks of Laird Inc. or an affiliate company thereof. Other product or service names may be the property of third parties. Nothing herein provides a license under any Laird or any third party intellectual property rights.