

# 698 to 960 MHz/1710 to 2700 MHz Low PIM 2-port MIMO Ceiling Mount Antenna



## LOW PIM 2-PORT MIMO MULTI-BAND CEILING MOUNTED OMNIDIRECTIONAL ANTENNA

The CMD69273P utilizing Patent Pending Technology is an indoor broadband low PIM 2-port MIMO omnidirectional ceiling mount antenna. It is designed to provide pattern coverage optimized for indoor requirements at 698-960MHz and 1710-2700MHz frequency bands. The individual antenna elements are designed with linear H/V-polarization components oriented to radiate a pattern that has been specifically shaped to deliver optimal performance from a ceiling mount location.

### FEATURES

- Low Profile aesthetically neutral housing
- Mounts directly and easily to ceiling tile
- Wide bandwidth 700/850/900/1800/1900/UMTS/2300/2400/2500
- Two radiating elements optimized for indoor MIMO Applications
- Low cross correlation between radiating elements
- Low Passive Intermodulation
- Conformance to RoHS

### MARKETS

- Cellular
- LTE/WiMAX
- 802.11 a/b/g/n
- Warehouse, Office and Meeting Rooms
- Hotels, Museums, Libraries, Retail Malls
- Airport, Bus Terminals and Train Stations
- Other in-building areas

### BENEFITS

- Complete cellular and 3G/4G data communications in a single antenna
- Radiating elements are oriented to provide maximum coverage
- To mitigate the multi path polarization propagation issue, each radiating element is designed to have dual-linear H/V polarization characteristics

Frequency Bands, MHz	700	850	900	1800	1900	2100	2300	2600
Peak Gain, dBi (Typ)	3.1	3.1	2.8	5.9	4.5	4.3	5.9	6.9
Peak Gain, dBi (Max)	3.9	3.8	3.5	6.8	5.1	4.7	6.3	7.4
VSWR (Typ)	<1.7:1	<1.7:1	<1.7:1	<1.8:1	<1.7:1	<1.7:1	<1.5:1	<1.5:1
Isolation, dB (Typ)	<-20	<-22	<-18	<-26	<-25	<-22	<-20	<-20
PIM, 3 <sup>rd</sup> Order, 2 x20W (Typ)	<-154 dBc			<-155 dBc				
PIM, 3 <sup>rd</sup> Order, 2 x20W (Max)				<-150 dBc				
Maximum VSWR				2.0:1				
Nominal Impedance				-50 Ω				
Max Power (Ambient temp of 25°C)				50 Watts				
Polarization				Linear H/V for each Radiator				
Azimuth Beam Width				Omnidirectional				
Radome				PC/ABS, UV stable				
Mounting				Ceiling mount (flush mount with screws and anchors)				
Dimensions (diameter x height)				218.7 mm x 43.5 mm				
Weight				0.41 kg				
Storage Temperature (°C)				-40°C to +85°C				
Operational Temperature (°C)				-30°C to +70°C				
Flammability Rating (Radome)				UL94V0 Materials				
Material Substance Compliance				RoHS Compliant				

### CONNECTORS

MODEL NUMBER	CABLE LENGTH*	CONNECTOR
CMD69273P-FNF	NA (Direct Connect)	Dual Type N-Female
CMD69273P-30NF	Dual 30 cm (12")	Dual Type N-Female
CMD69273P-46NF	Dual 46 cm (18")	Dual Type N-Female
CMD69273P-30D41F	Dual 30 cm (12")	Dual 4.1-9.5 Mini DIN Female

Distributed by:



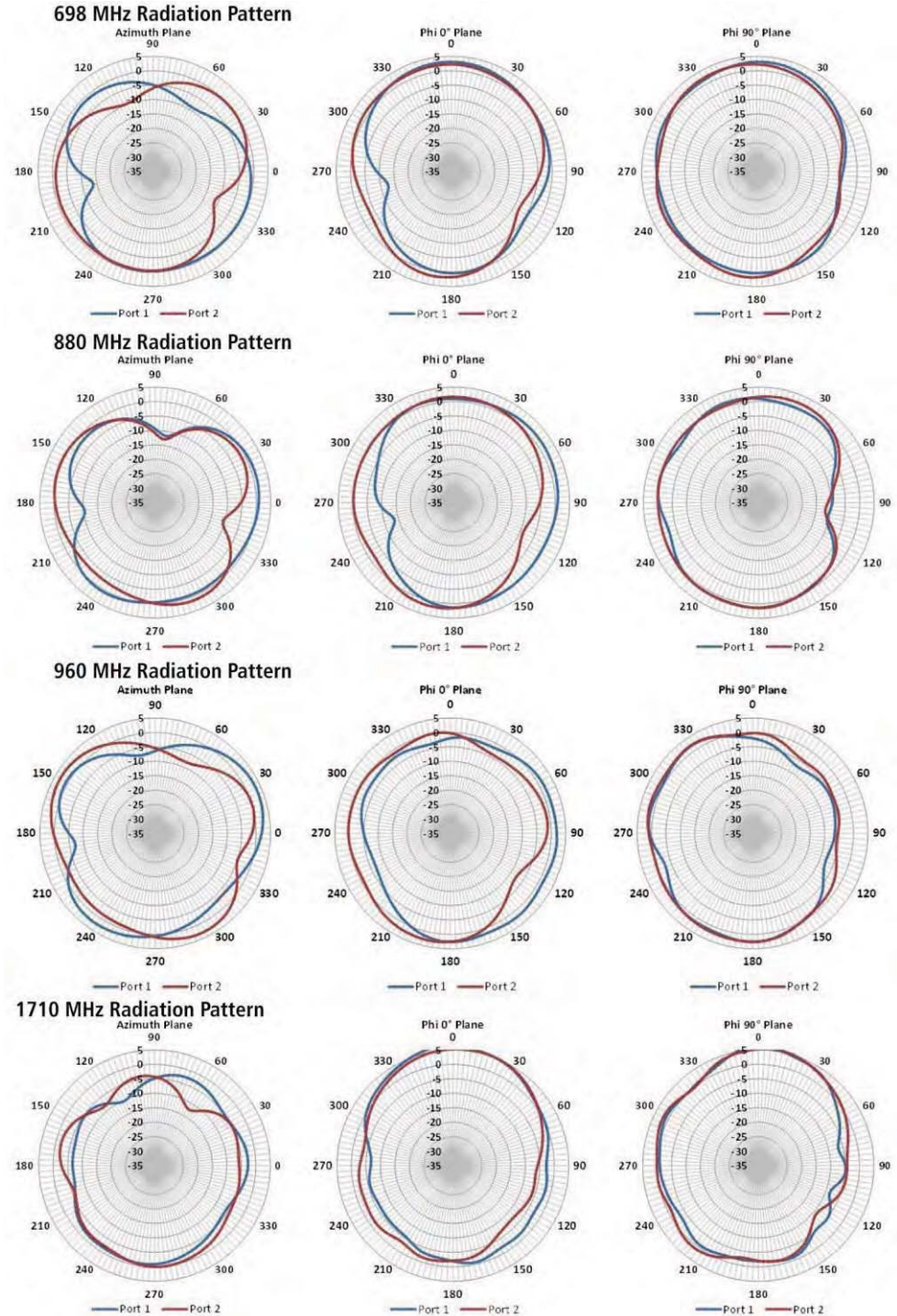
sales@arcadianinc.com

1-888-925-5967  
11 Muller Place  
Little Falls, NJ 07424

[www.arcadianinc.com](http://www.arcadianinc.com)

**698 to 960 MHz/1710 to 2700 MHz  
Low PIM 2-port MIMO Ceiling Mount Antenna**

**PATTERNS**



Distributed by:



sales@arcadianinc.com

1-888-925-5967

11 Muller Place

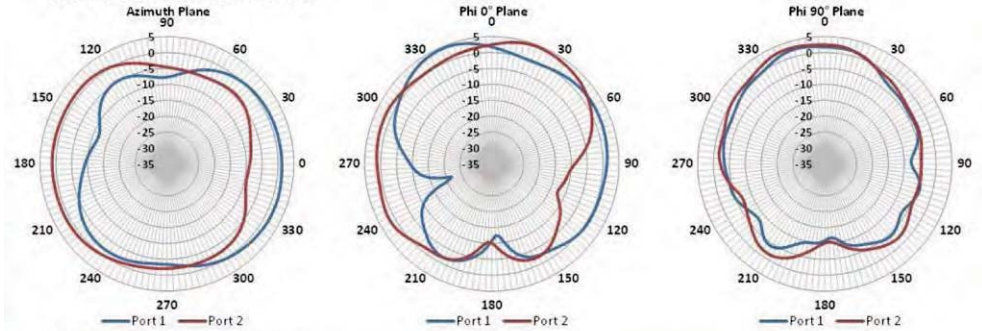
Little Falls, NJ 07424

www.arcadianinc.com

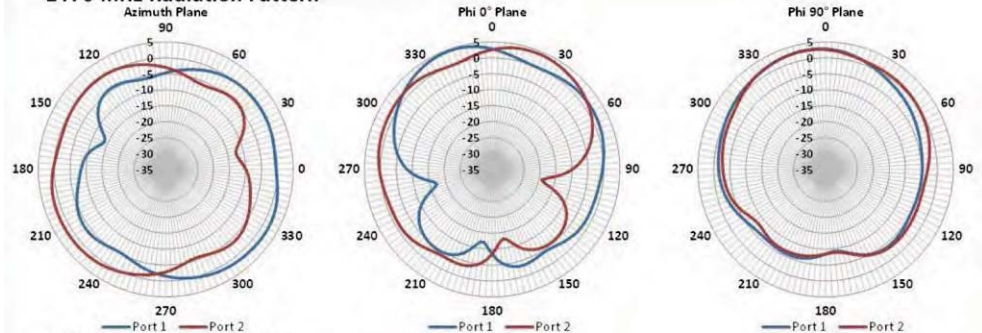
**698 to 960 MHz/1710 to 2700 MHz  
Low PIM 2-port MIMO Ceiling Mount Antenna**

**PATTERNS**

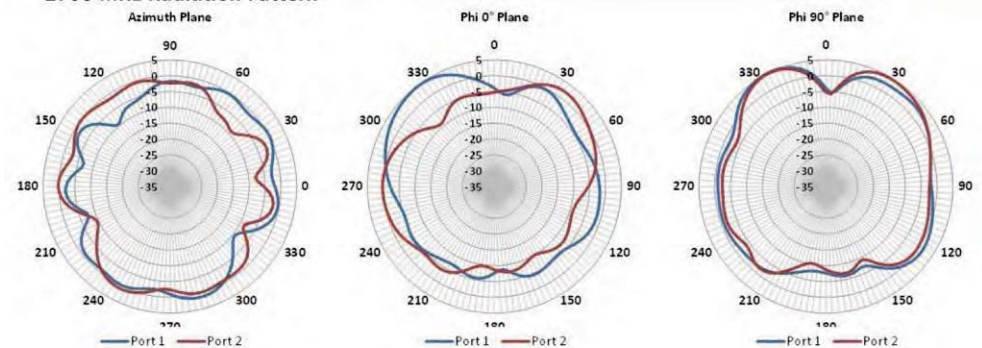
**1950 MHz Radiation Pattern**



**2170 MHz Radiation Pattern**



**2700 MHz Radiation Pattern**



Distributed by:



sales@arcadianinc.com

1-888-925-5967

11 Muller Place

Little Falls, NJ 07424

www.arcadianinc.com

ANT-DS-CMD69273P\_1213

Any information furnished by Laird and its agents is believed to be accurate and reliable. All specifications are subject to change without notice. Responsibility for the use and application of Laird materials rests with the end user, since Laird and its agents cannot be aware of all potential uses. Laird makes no warranties as to the fitness, merchantability or suitability of any Laird materials or products for any specific or general uses. Laird, Laird Technologies, Inc or any of its affiliates or agents shall not be liable for incidental or consequential damages of any kind. All Laird products are sold pursuant to the Laird Terms and Conditions of sale in effect from time to time, a copy of which will be furnished upon request. © Copyright 2014 Laird, Inc. All Rights Reserved. Laird, Laird Technologies, the Laird Technologies Logo, and other marks are trademarks or registered trademarks of Laird Technologies, Inc. or an affiliate company thereof. Other product or service names may be the property of third parties. Nothing herein provides a license under any Laird or any third party intellectual property rights.