

MT-262006/TRH/A

902-928 MHz, 9 dBic, Reader Antenna

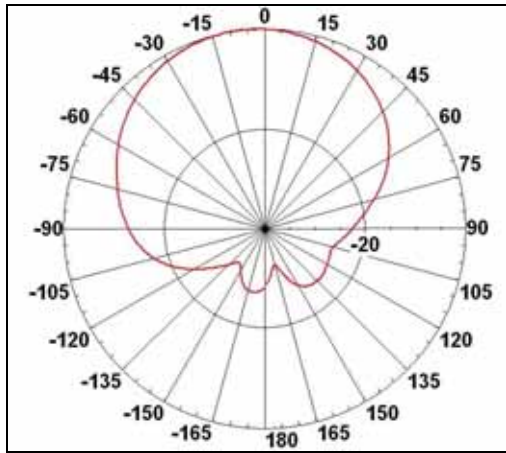


Specifications

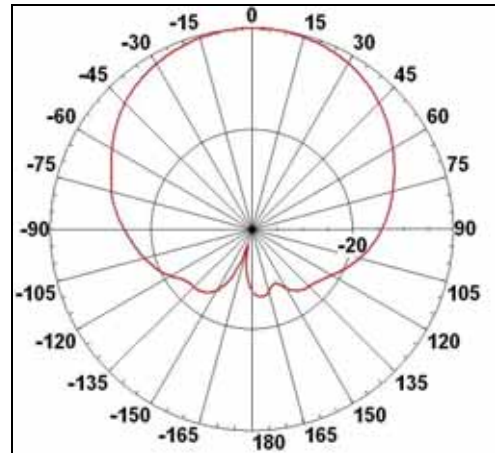
MTI PART NUMBER		MT- 262006/TRH/A			
ELECTRICAL					
FREQUENCY RANGE	902-928 MHz				
GAIN	9 dBic (min)				
VSWR	1.3:1 (max), 1.4:1 (max) @ 10% of the range				
3 dB BEAMWIDTH	63° (typ)				
POLARIZATION	RHCP ** See <i>Other Antenna Versions</i> below				
SIDELOBES LEVEL @ 90°	-16 dB (max)				
AXIAL RATIO AT BORESIGHT	4 dB (max)				
F/B RATIO	-18 dB (max) -20 dB (typ)				
INPUT IMPEDANCE	50 (Ohm)				
INPUT POWER	6 W (max)				
LIGHTNING PROTECTION	DC Grounded				
MECHANICAL					
DIMENSIONS (LxWxD)	305x305x25 mm ** See <i>Other Antenna Versions</i> below				
ORIENTATION	Rectangular				
WEIGHT	1.2 kg (max)				
CONNECTOR	Reverse Polarity TNC ** See <i>Other Antenna Versions</i> below				
RADOME	Plastic UV Resistant per ETSI 300				
BASE PLATE	Aluminum with chemical conversion coating				
OUTLINE DRAWING	See page 2				
MOUNTING KIT	MT-120018				
ENVIRONMENTAL					
TEST	STANDARD	DURATION	TEMPERATURE	NOTES	
TEMPERATURE	IEC 68-2-1/2	72 h	-55°C to +71°C	-	
TEMP. CYCLING	IEC 68-2-14	1 h	-45°C to +70°C	3 Cycles	
THERMAL SHOCK NON-OPER.			-30°C to +70°C	Ramp 30°C/min	
HUMIDITY	ETSI EN300-2-4 T4.1E	144 h	-	95%	
WATER TIGHTNESS*	IEC 529	-	-	IP54	
DUST RESISTANCE*				IP54	
SOLAR RADIATION	ASTM G53	1000 h	-	-	
OZONE RESISTANCE	ETSI 300				
FLAMMABILITY	UL 94	-	-	Class HB	
SALT SPRAY	IEC 68-2-11 Ka	500 h	-	-	
ICE AND SNOW	-	-	-	25mm Radial	
WIND SPEED SURVIVAL	-	-	-	220 Km/h	
OPERATION	-	-	-	160 Km/h	
WIND LOAD (SURV.): FRONT	-	-	-	26.8 kg	
SIDE THRUST	-	-	-	2.2 kg	
QUASI RANDOM VIBRATION				20g rms for 4 hours	
VEHICLE VIBRATION OPERATING	1g rms, 10-500 Hz, in 3 axis	6 hours total, 2 hr in each axis. Accelerated wear - an additional 50hrs in worst case axis.			
MECHANICAL SHOCK OPERATING	10g, 11 msec, half sine pulse				

902-928 MHz, 9 dBic, Reader Antenna

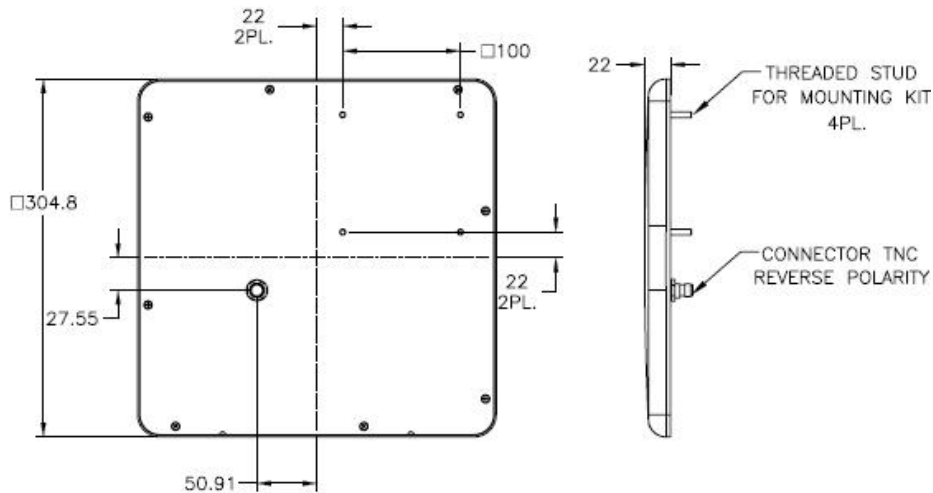
Azimuth Radiation Pattern
 Midband Freq. 0.915 GHz



Elevation Radiation Pattern
 Midband Freq. 0.915 GHz



Dimensions [mm]



Existing Antenna Versions

MT-262006/NLH/A	LHCP, connector: Reverse Polarity N - type female
MT-262006/NLH	LHCP, connector: N - type female
MT-262006/NRH/A	RHCP, connector: Reverse Polarity N - type female
MT-262006/NRH	RHCP, connector: N - type female
MT-262006/TLH/A/K	LHCP, connector: Reverse Polarity TNC, IP67
MT-262006/TRH/A/K	RHCP, connector: Reverse Polarity TNC, IP67
MT-262006/NRH/B, MT-262006/NRH/D, MT-262006/NRH/F, MT-262006/NRH/G, MT-262006/TRH/D, MT-262006/TRH/G: For more information about these models, please contact us	
* IP 67 AVAILABLE UPON REQUEST	

MTI Wireless Edge is certified according to ISO 9001 and ISO 14001.

WAIVER!

While the information contained in this document has been carefully compiled to the best of our present knowledge, it is not intended as presentation or warranty of any kind on our part regarding the fitness of the products concerned for any particular use or purpose and neither shall any statement contained herein be construed as a recommendation to infringe any industrial property rights or as a license to use any such rights. The fitness of each product for any particular purpose must be checked beforehand with our specialists.

MTI Wireless Edge Ltd.

11 Hamelacha St.
 Afek Industrial Park
 Rosh Ha'ayin 48091, Israel
 Tel: +972-3-9008900
 Fax: +972-3-9008901
www.mtiwe.com